



CommandeX
Command The Best

Product Catalogue

Product list as of August 2018

Commanding the Best in Products, Service & Guarantee

Table of Contents	1
Commandex Patented Products	7
SecureView Eclipx & Xceed Security Door Frame.....	7
SecureView Eclipx & Xceed Centre-mount Door	7
SecureView Eclipx & Xceed 11mm Security Window Frame.....	7
SecureView Eclipx & Xceed 9mm Security Window Frame.....	7
SecureView Eclipx & Xceed Midrail	7
Cast Panel Adaptor	7
Aluminium Frames.....	8
BasiX Door Frame	8
BasiX 11mm Window Frame	8
BasiX 9mm Window Frame	8
BasiX Midrail.....	8
Fly Frame 11mm (extruded)	8
Fly Frame 9mm (extruded)	8
Fire Escape Frames and Fixings: Outward Opening	9
Pull Handle (IN OR OUT)	9
Outward Opening Sash	9
Outward Opening Hinge Frame 11mm	9
Outward Opening Hinge Frame 9mm	9
Outward Opening Lock Frame 11mm	9
Outward Opening Lock Frame 9mm	9
Outward Opening Handle	9
Handle Extension	10
Outward Opening Corner Stake	10
Fire Escape Frames and Fixings: Inward Opening	11
Swinging Sash for Inward Opening	11
Inward Opening Perimeter Frame	11
Inward Opening Hinge Frame	11
Inward Opening Handle.....	11
Inward Opening Corner Stake.....	11
Fire Escape Frames and Fixings: Sliding Window Sections	12

Dual Slide Sash Standard	12
Dual Slide Extended Strike Sash	12
Dual Slide Interlock.....	12
Dual Slide Handle	12
Dual Slide Perimeter Frame	12
Sliding Corner Stake.....	12
Bi-fold Door Fixings Sections	13
Bi-fold Mullion	13
Bi-fold Bottom Track	13
Bi-fold Top Track	13
Bi-fold Side Stile	13
Barrel Bolts	13
Bulb Seal	13
End Guide.....	13
End Guide Modified – Even Qty	13
End Hanger	13
End Hanger Modified – Even Qty.....	13
Intermediate Carriers.....	14
Lift Ring.....	14
Bi-fold Hinges	14
Bi-fold Mohair	14
Bi-fold Corner Stake	14
General Accessories	15
Bug Seal	15
Interlock F.....	15
Interlock Flat.....	15
Interlock Shallow Offset.....	15
Interlock Deep Offset.....	15
J Track.....	15
Short Leg Jamb	15
Long Leg Jamb.....	16
Sliding Top/Bottom Track	16
Nib/Sill Track	16
25 x 20 U Channel.....	16
French Door Mullion	16

H – Receiver.....	16
Trim Angle 12 x 12	16
Trim Angle 20 x 12	17
Trim Angle 20 x 20	17
Trim Angle 20 x 40	17
Trim Angle 25 x 50	17
Square Hollow 25 x 25	17
Square Hollow 50 x 50	17
Rectangular Hollow 25 x 50.....	17
Plug/Bung	18
SecureView Eclix Fixing Plug.....	18
SecureView Eclix Fixing Plug with Lip.....	18
Xceed Fixing Plug.....	18
BasiX Plug	18
Corner Stakes.....	19
Door Stakes.....	19
11mm Window Stakes.....	19
9mm Window Stakes.....	19
11mm BasiX Window Stakes	19
9mm BasiX Window Stakes	19
11mm Fly Frame Stakes	19
Hardware	20
CommandeX Hinged Security Door Lock.....	20
CommandeX Hinged Security Door Lock 3PT Kit.....	20
CommandeX Sliding Security Door Lock	20
CommandeX Sliding Security Door Lock 3PT Kit	20
CommandeX Triple Lock Rod 505mm	20
Pin Cylinder Random Keyed	20
Pin Cylinder Keyed Alike	20
CommandeX Door Closer	20
CommandeX Pronged Stainless Hinges	21
CommandeX Hinges	21
Self-Drilling Security Screw 9.5mm	21
Self-Drilling Security Screw 19.5mm	21
Drill Bit 150mm	21

Drill Bit 50mm	21
Bow Springs	22
Pet Door.....	22
Nylon Block.....	22
Assembly Press & Table Kit	22
Xcell End Post	23
Xcell Corner Post.....	23
Xcell Conceal Centre Post.....	23
Xcell Conceal Fixed Cover	23
Xcell Slats	23
Xcell Conceal Fix Channel	23
Xcell Conceal Fix Cover Insert	23
Xcell Gate Concealer Centre Post	23
Xcell Gate Post.....	24
Xcell Gate Corner Stake.....	24
Xcell Base Plate	24
Xcell End Post Cover.....	24
Xcell End Cap.....	24
Xcell 50 x 5mm Post Cap	24
Xcell Midrail Cap.....	24
Window Hood Arm.....	24
Xcell Base Plate Dyno Bolt.....	24
Xcell Base Plate Screw	24
Xcell Slat Screw Flat Top	25
Xcell Gate Hinge Lite (pair)	25
Xcell Gate Hinge (pair)	25
Xcell Gate Hinge Heavy Duty (pair)	25
Xcell Gate Latch Lite	25
Xcell Gate Latch	25
Xcell Gate Latch Keyed Alike	25
Xcell Gate Bolt.....	25
Security Sytems: Infill Material	26
Stainless Steel Mesh: Window & Door Sizes	26
Security Systems: Infill Materials cont.....	27
Perforated Aluminium Steel Mesh: Sizes	27

Security Systems: Infill Materials cont.	28
Cut To Size Mesh	28
Barrier Systems: Infill Material Diamond Grille	29
Prefabrication Fire Escapes	30
Outward Opening	30
Inward Opening:	30
Double Sliding Windows	30
Prefabricated: Plantation Shutters	31
Plantation Shutters	31
Prefabricated: Roller Shutters	32
Roller Shutters	32
Prefabricated: Outdoor Roller Blinds	33
Outdoor Roller Blinds	33
Prefabricated: Louvre Patio Roof	34
Louvre Patio Roof	34

SecureView Eclix & Xceed Security Door Frame

Part No: 310159XX6260 Length: 6.26m AP: 241

Pack size: 4 lengths Crate size: 50 lengths

Description: Used for both hinged and sliding doors. The receiver for the patented CommandeX fixing system is located to one side of the frame.



SecureView Eclix & Xceed Centre-mount Door

Part No: 310159CXX6260 Length: 6.26m AP: 241

Pack size: 4 lengths Crate size: 50 lengths

Description: Alternative frame used for both hinged and sliding doors. The receiver for the patented CommandeX fixing system is located in the centre. Sometimes used in a dual slider situation when one frame is the standard offset frame, above and the other frame is this.

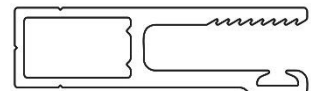


SecureView Eclix & Xceed 11mm Security Window Frame

Part No: 310160XX600 Length: 6.00m AP: 156

Pack size: 5 lengths Crate size: 100 lengths

Description: Standard 11mm window frame.

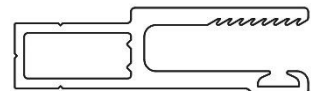


SecureView Eclix & Xceed 9mm Security Window Frame

Part No: 310161XX600 Length: 6.00m AP: 161

Pack size: 5 lengths Crate size: 100 lengths

Description: Standard 9mm window frame.

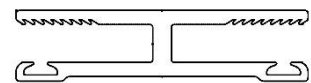


SecureView Eclix & Xceed Midrail

Part No: 310138XX400 Length: 4.00m AP: 241

Pack size: 5 lengths Crate size: 50 lengths

Description: Available in Custom Black (the usual) or Mill Finish. This bar is used to join 2 or more pieces of mesh together. Does not require the use of stacks or other parts.

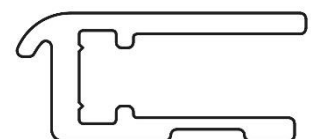


Cast Panel Adaptor

Part No: 310301MF560 Length: 5.6m AP: 114

Pack size: 5 lengths Crate size: 50 lengths

Description: The Cast Panel Adaptor is used to attach cast panels to the standard (offset channel) door frame. Attached to the frame by 3M tape or glued into place



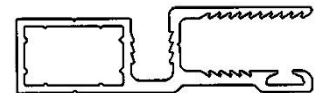
BasiX Door Frame

Part No: 110159XX6260 Length: 6.26m AP: 273
Pack size: 4 lengths Crate size: 50 lengths
Description: Diamond Grille door frame.



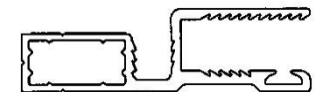
BasiX 11mm Window Frame

Part No: 110160XX600 Length: 6.0m AP: 190
Pack size: 5 lengths Crate size: 100 lengths
Description: Diamond Grille 11mm window frame.



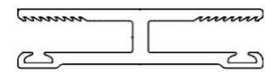
BasiX 9mm Window Frame

Part No: 110161XX600 Length: 6.0m AP: 186
Pack size: 5 lengths Crate size: 100 lengths
Description: Diamond Grille 9mm window frame.



BasiX Midrail

Part No: 110138XX4000 Length: 4.0m AP: 220
Pack size: 5 lengths Crate size: 50 lengths



Fly Frame 11mm (extruded)

Part No: FlyFme25x11mmXX500 Length: 5.0m AP: 94
Pack size: 20 lengths Crate size: 100 lengths
Description: Standard bowed fly frame.



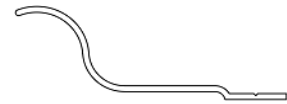
Fly Frame 9mm (extruded)

Part No: FlyFme22x9mmXX500 Length: 5.0m AP: 80
Pack size: 20 lengths Crate size: 100 lengths
Description: Standard bowed fly frame.



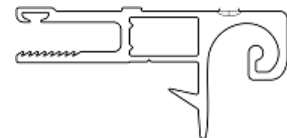
Pull Handle (IN OR OUT)

Part No: 620042MF300 Length: 3.0m AP: 127
 Description: The fixed handle guard for fire escapes, fitted to one side only of the fire escape inner frame.



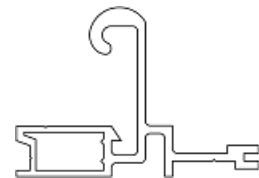
Outward Opening Sash

Part No: 620047MF600 Length: 6.0m AP: 273
 Description: The inner frame and all sides of this, so four required.



Outward Opening Hinge Frame 11mm

Part No: 620048MF600 Length: 6.0m AP: 243
 Description: The outer frame of the outward opening fire escape and used on one side only.



Outward Opening Hinge Frame 9mm

Part No: 620058MF600 Length: 6.0m AP: 224
 Description: The outer frame of the outward opening fire escape and used on one side only.



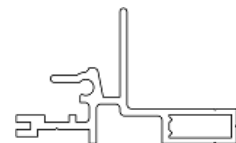
Outward Opening Lock Frame 11mm

Part No: 620049MF600 Length: 6.0m AP: 246
 Description: The outer frame of the outward opening fire escape and used on three sides.



Outward Opening Lock Frame 9mm

Part No: 620057MF600 Length: 6.0m AP: 225
 Description: The outer frame of the outward opening fire escape and used on three sides.



Outward Opening Handle

Part No: 620050MF600 Length: 6.0m AP: 90
 Description: The rotating part of the handle that joins with 620010MF600 mechanism. Fitted to one side only.



Handle Extension

Part No: 620010MF600

Length: 6.0m

AP: 89

Description: The larger moveable handle that joins with 620050MF600.
Fitted to one side only of the fire escape inner frame.



Outward Opening Corner Stake

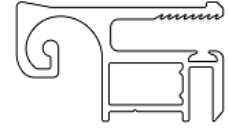
Part No: zstake8mmfire

Description: Corner stake for the outward opening fire escape.

Swinging Sash for Inward Opening

Part No: 620043MF600 Length: 6.0m AP: 288

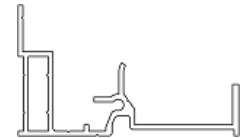
Description: Inner frame of the inward opening fire escape. Four sides used per fire escape.



Inward Opening Perimeter Frame

Part No: 620044MF600 Length: 6.0m AP: 328

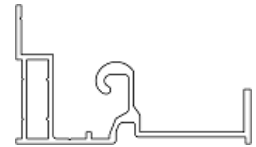
Description: Outer frame of the inward opening fire escape. Three sides used per fire escape.



Inward Opening Hinge Frame

Part No: 620045MF600 Length: 6.0m AP: 339

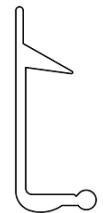
Description: Outer frame of the inward opening fire escape. One side used per fire escape.



Inward Opening Handle

Part No: 620046MF600 Length: 3.0m AP: 103

Description: Handle for the inward opening fire escape. One side used per fire escape.



Inward Opening Corner Stake

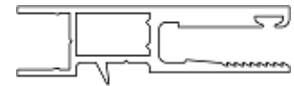
Part No: zstakeFIREIN@SLIDE

Description: Corner stake for the inward opening fire escape.

Dual Slide Sash Standard

Part No: 620051MF600 Length: 6.0m AP: 228

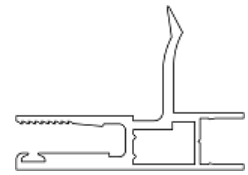
Description: The inner frame for all four sides of each panel that slides so you need 8 of them.



Dual Slide Extended Strike Sash

Part No: 620052MF600 Length: 6.0m AP: 267

Description: One of the parts that locks the two moving panels together. One length required per dual slider.



Dual Slide Interlock

Part No: 620053MF600 Length: 4.2m AP: 135

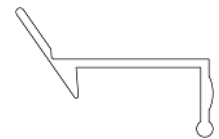
Description: One of the parts that locks the two moving panels together. One length required per dual slider.



Dual Slide Handle

Part No: 620054MF600 Length: 4.2m AP: 127

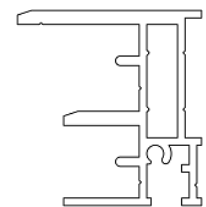
Description: One length required per dual slider.



Dual Slide Perimeter Frame

Part No: 620055MF600 Length: 6.0m AP: 294

Description: The outer frame of the dual slider. Requires 4 per dual slider.



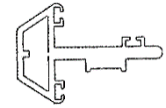
Sliding Corner Stake

Part No: zstakeFIREIN@SLIDE

Description: Corner stake for slider.

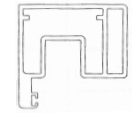
Bi-fold Mullion

Part No: 630001MF600 Length: 6.0m AP: 200



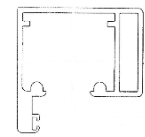
Bi-fold Bottom Track

Part No: 630002MF600 Length: 6.0m



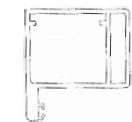
Bi-fold Top Track

Part No: 630003MF600 Length: 6.0m



Bi-fold Side Stile

Part No: 630004MF600 Length: 6.0m



Barrel Bolts

Part No: 630005BB



Bulb Seal

Part No: 630005BS Length: 250m



End Guide

Part No: 630005EG



End Guide Modified – Even Qty

Part No: 630005EGM



End Hanger

Part No: 630005EH



End Hanger Modified – Even Qty

Part No: 630005EHM



Intermediate Carriers

Part No: 630005IC



Lift Ring

Part No: 630005SS

Description: Stainless Steel.



Bi-fold Hinges

Part No: 630005SSH

Description: Stainless Steel.



Bi-fold Mohair

Part No: 630005MH



Bi-fold Corner Stake

Part No: 630005CS



Bug Seal

Part No: BugSealXX
Pack size: 5

Length: 4.4m
Crate size: 50

AP: 72



Interlock F

Part No: F Interlock XX
Pack size: 5

Length: 4.4m
Crate size: 50

AP: 87



Interlock Flat

Part No: Interlock Flat XX
Pack size: 5

Length: 4.4m
Crate size: 50

AP: 58



Interlock Shallow Offset

Part No: OffsetInterlockSH XX
Pack size: 5

Length: 4.4m
Crate size: 50

AP: 62



Interlock Deep Offset

Part No: OffsetInterlockDP XX
Pack size: 5

Length: 4.4m
Crate size: 50

AP: 56

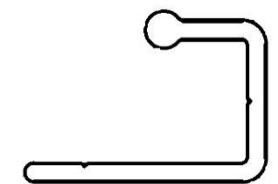


J Track

Part No: J Track XX
Pack size: 5

Length: 5.0m
Crate size: 50

AP: 82

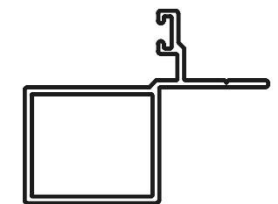


Short Leg Jamb

Part No: JambADPTShort XX
Pack size: 5

Length: 5.4m
Crate size: 50

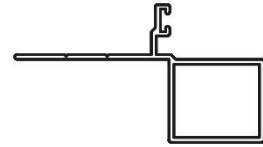
AP: 162



Long Leg Jamb

Part No: JambADPTLong XX Length: 5.4m
 Pack size: 5 Crate size: 50

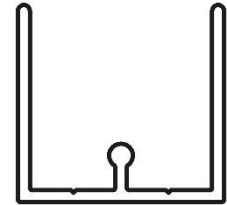
AP: 201



Sliding Top/Bottom Track

Part No: SlideTrackTopBtmXX Length: 6.5m
 Pack size: 5 Crate size: 50

AP: 159



Nib/Sill Track

Part No: Sill Track XX Length: 4.2m
 Pack size: 5 Crate size: 50

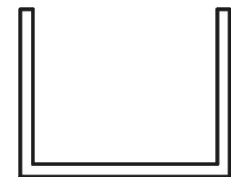
AP: 51



25 x 20 U Channel

Part No: U Channel XX Length: 6.3m
 Pack size: 5 Crate size: 50

AP: 127

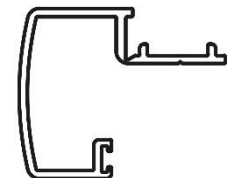


French Door Mullion

Part No: FrenchDoorMull XX Length: 4.4m
 Pack Size: 5 Crate size: 50

AP: 229

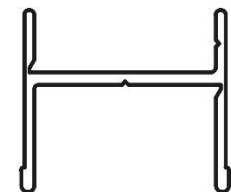
Description: Fixing caps available: (Right) FrenchDoorMullCapA (Left) FrenchDoorMullCapB.



H – Receiver

Part No: H ReceiverShallowXX Length: 6.5m
 Pack size: 5 Crate size: 50

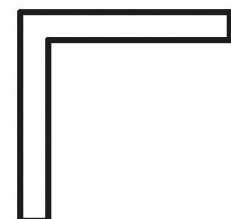
AP: 134



Trim Angle 12 x 12

Part No: Angle 12 x 12 x 1.6 XX Length: 6.5m
 Pack Size: 5 Crate size: 50

AP: 48



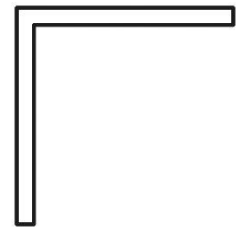
Trim Angle 20 x 12

Part No: Angle 20 x 12 x 1.6 XX Length: 6.5m AP: 64
 Pack Size: 5 Crate size: 50




Trim Angle 20 x 20

Part No: Angle 20 x 20 x 1.6 XX Length: 6.5m AP: 80
 Pack Size: 5 Crate size: 50



Trim Angle 20 x 40

Part No: Angle 20 x 40 x 1.6 XX Length: 6.5m AP: 120
 Pack Size: 5 Crate size: 50




Trim Angle 25 x 50

Part No: Angle 25 x 50 x 1.6 XX Length: 6.5m AP: 150
 Pack Size: 5 Crate size: 50



Square Hollow 25 x 25

Part No: SQH25x25XX1.6 Length: 6.5m AP: 100
 Pack Size: 5 Crate size: 50



Square Hollow 50 x 50

Part No: SQH50x50XX1.6 Length: 6.5m AP: 200
 Pack Size: 5 Crate size: 50



Rectangular Hollow 25 x 50

Part No: RH25x50XX1.6 Length: 6.5m AP: 149
 Pack Size: 5 Crate size: 50



SecureView Eclipx Fixing Plug

Part No: 310PLUG Length: 4.0m Pack Size: 25
Description: Used to assemble SecureView.

SecureView Eclipx Fixing Plug with Lip

Part No: 310PLUG-LIP Length: 4.0m Pack Size: 25
Description: Alternative 'knock out' plug. Used to assemble SecureView.

Xceed Fixing Plug

Part No: XCPLUG Length: 4.0m Pack Size: 25
Description: Used to assemble Xceed.

BasiX Plug

Part No: BasiXPLUG Length: 4.0m Pack Size: 25
Description: Used to assemble BasicX.

Door Stakes

Part No: zstakedoor

Pack Size: 100

Description: Used for SecureView, Xceed & BasicX door frame.



11mm Window Stakes

Part No: zstake11mm

Pack Size: 630

Description: Used for SecureView & Xceed.



9mm Window Stakes

Part No: zstake9mm

Pack Size: 1000

Description: Used for SecureView & Xceed.



11mm BasiX Window Stakes

Part No: zstakebasix11mm

Pack Size: 630

Description: Used for BasiX 11mm frame.

9mm BasiX Window Stakes

Part No: zstakebasix9mm

Pack Size: 1000

Description: Used for BasiX 9mm frame.

11mm Fly Frame Stakes

Part No: zstake11mmFlyScreenx500

Pack Size: 500



9mm Fly Frame Stakes

Part No: zstake9mmFlyScreenx500

Pack Size: 800



CommandeX Hinged Security Door Lock

Part No: LOCKCMXHDS9SXX

Pack Size: 10

Description: Includes striker plate



CommandeX Hinged Security Door Lock 3PT Kit

Part No: LOCKCMXHINGE3PTKIT

Pack Size: 10

CommandeX Sliding Security Door Lock

Part No: LOCKCMXSDS9RXX

Pack Size: 10



CommandeX Sliding Security Door Lock 3PT Kit

Part No: LOCKCMXSLIDE3PTKIT

Pack Size: 10

CommandeX Triple Lock Rod 505mm

Part No: LOCKCMX3PTROD505MM

Length: 505mm

Pin Cylinder Random Keyed

Part No: LOCKCMXPINCYCRNDM

Pack Size: 20

Pin Cylinder Keyed Alike

Part No: LOCKCMXPINCYCALIKE

Pack Size: 10

CommandeX Door Closer

Part No: Door Closer CommandeX

Pack Size: 5 (can be sold individually)

CommandeX Pronged Stainless Hinges

Part No: HingeStainless Pack Size: 10
Description: High quality stainless hinges with security prong.



CommandeX Hinges

Part No: HingeXX Pack Size: 100
Description: High quality steel construction with stainless steel fixed pin.
Available in black or white.



Self-Drilling Security Screw 9.5mm

Part No: securityscrewXX9.5mm Length: 9.5mm Pack Size: 250
Description: Tamper resistant steel screws.



Self-Drilling Security Screw 19.5mm

Part No: securityscrewXX19.5mm Length: 19.5mm Pack Size: 250
Description: Tamper resistant steel screws.



Drill Bit 150mm

Part No: Drillbit50mm Length: 150mm
Description: Used exclusively for tamper resistant screws.



Drill Bit 50mm

Part No: Drillbit150mm Length: 50mm
Description: Used exclusively for tamper resistant screws.



Bow Springs

Part No: zbowspring

Length: 4.0m

Pack Size: 50

Description: Used in fire escapes as the spring mechanism for the handles.



Pet Door

Part No: PETDOORXX

Description: Available in standard, medium and large sizes. Only in black or white.



Nylon Block

Part No: BigBlock

Description: 50mm x 80mm x 125mm. Used to drive the plug into the SecureView/Xceed frame.



Assembly Press & Table Kit

Part No: zBenchMachineHead

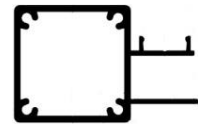
Description: Pneumatic machine head for rapid assembly of SecureView Eclipx and Xceed.

Xcell End Post

Part No: XPEndPostXX
Pack size: 4

Length: 6.5m
Crate size: 24

AP: 292

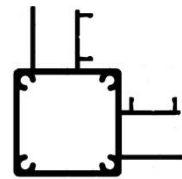


Xcell Corner Post

Part No: XPCornerPostXX
Pack size: 4

Length: 6.5m
Crate size: 24

AP: 412

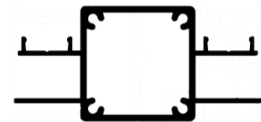


Xcell Conceal Centre Post

Part No: XPSQ44x1.5XXConCntrePost
Pack size: 4

Length: 6.5m
Crate size: 24

AP: 412



Xcell Conceal Fixed Cover

Part No: XPConFixCoverXX
Pack size: 6

Length: 6.5m
Crate size: 181

AP: 114



Xcell Slats

Part No: XPRH65x16x1.2SlatXX6500
Pack size: 6

Length: 6.5m
Crate size: 85

AP: 156

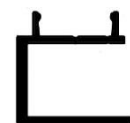


Xcell Conceal Fix Channel

Part No: XPConFixChannelXX
Pack size: 6

Length: 6.5m
Crate size: 115

AP: 155



Xcell Conceal Fix Cover Insert

Part No: XPConFixXXCoverInsert
Pack size: 6

Length: 6.5m
Crate size: 382

AP: 70

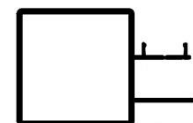


Xcell Gate Concealer Centre Post

Part No: XPSQ50x2XXGateConCntrePost
Pack size: 4

Length: 6.5m
Crate size: 30

AP: 316



Xcell Gate Post


Part No: XPSQ50x5XXGatePost
Pack size: 2

Length: 6.5m AP: 200
Crate size: 16




Xcell Gate Corner Stake

Part No: XPGateCornerStake
Pack size: 36



Xcell Base Plate

Part No: XPBasePlateXX100x100PreD Length: 100mm AP: 100



Xcell End Post Cover

Part No: XPEndPostCoverBLK



Xcell End Cap

Part No: XPEndCapBlack




Xcell 50 x 5mm Post Cap

Part No: XP50X5MMPOSTCAP



Xcell Midrail Cap

Part No: XPMidRailCapBlack



Window Hood Arm

Part No: WindowHoodArm25x25x3 Length: 0.312m AP: 100



Xcell Base Plate Dyno Bolt

Part No: XPBasePlateDynoBolt Length: 75mm
Pack size: 50



Xcell Base Plate Screw

Part No: XPBasePlateScrew Length: 50mm
Pack size: 500



Xcell Slat Screw Flat Top

Part No: XPSlatScrewFlatTop

Length: 16mm

Pack size: 1000



Xcell Gate Hinge Lite (pair)

Part No: XPGateHingeLite

Pack size: 2



Xcell Gate Hinge (pair)

Part No: XPGateHinge

Pack size: 2



Xcell Gate Hinge Heavy Duty (pair)

Part No: XPGateHingeHD

Pack size: 2



Xcell Gate Latch Lite

Part No: XPGateLatchLite



Xcell Gate Latch

Part No: XPGateLatch



Xcell Gate Latch Keyed Alike

Part No: XPGateLatchKE



Xcell Gate Bolt

Part No: XPGateSSQBOLT610BLACK Length: 610mm





T316 Marine Grade Stainless Steel Mesh

- Highest Grade
- 0.80mm wire diameter
- 11x11 stands per sq. inch (25.2mm)
- Opening area 42.71%
- 11 year warranty



Payment Information

- **Non truck prices.** Freight charges will be incurred for orders under \$5,000 (incl. GST)
- If the order needs to be split and is less than 15 sheets in a crate, it will incur a \$55 surcharge to cover extra labour and packaging materials.

Stainless Steel Mesh: Window Sizes

Sheet Size (mm)	Finish	Code
750 x 1200	Black	SM07501200
750 x 1500	Black	SM07501500
900 x 1000	Black	SM09001000
900 x 1200	Black	SM09001200
900 x 1500	Black	SM09001500
1000 x 1200	Black	SM10001200
1000 x 1500	Black	SM10001500
1200 x 1200	Black	SM12001200
1200 x 1500	Black	SM12001500
1500 x 1500	Black	SM15001500

Stainless Steel Mesh: Door Sizes

Sheet Size (mm)	Finish	Code
750 x 2000	Black	SM07502000
750 x 2400	Black	SM07502400
750 x 3000	Black	SM07503000
900 x 2000	Black	SM09002000
900 x 2400	Black	SM09002400
900 x 3000	Black	SM09003000
1000 x 2000	Black	SM10002000
1000 x 2400	Black	SM10002400
1200 x 2000	Black	SM12002000
1200 x 2400	Black	SM12002400
1200 x 3000	Black	SM12003000
1200 x 4000	Black	SM12004000
1500 x 2000	Black	SM15002000
1500 x 2400	Black	SM15002400
1500 x 4000	Black	SM15004000

NOTE: The below sizes are not always available. Please check with us before ordering. These sheets are A1 grade; however, are off-cuts, so are not always available in the quantity we require.



Xceed Perforated Aluminium

- Xceed Patented by CommandeX
- A modern replacement for a diamond grill
- Assembled, using Perforated Plug and frame
- 2.2mm centre to centre openings
- Sheet width 1.6mm in structural alloy
- 7 year warranty



Payment Information


- **Non truck prices.** Freight charges will be incurred for orders under \$5,000 (incl. GST)

Sheet Size (mm)	Finish	Code
750 x 1500	Black	XC07501500
750 x 2000	Black	XC07502000
750 x 2400	Black	XC07502400
900 x 1200	Black	XC09001200
900 x 1500	Black	XC09001500
900 x 2000	Black	XC09002000
900 x 2400	Black	XC09002400
1200 x 1200	Black	XC12001200
1200 x 1500	Black	XC12001500
1200 x 2000	Black	XC12002000
1200 x 2400	Black	XC12002400



Benefits of SecureView Cut to Size Mesh:

- Mesh inventory reduced to nil, significantly improving cash flow as mesh is sold and paid with customers' deposit.
- Production waste is nil
- No off-cuts
- Faster production: no guillotining and millimetre accurate sheets, production is noticeably faster.



How to Order

- CommandeX will provide you with a spreadsheet detailing sizes and any job details you need to identify this sheet.
NOTE: A \$25.00 surcharge will apply for additional administration if this spreadsheet not used, as we have to manually fill it in.
- For a customised spreadsheet please contact CommandeX administration.
- If the order needs to be split and is less than 15 sheets in a crate, it will incur a \$55 surcharge to cover extra labour and packaging materials.

Lead Time: 72 hours to dispatch

Examples of dollar savings

Inventory:	\$3.57 per sq/m
Wastage:	\$14.40 per sq/m (typically ranges from 8-14%), where you are using one sheet per door or window
'Grabbing a bigger sheet'	(unknown but a real 'overlooked' cost)
Theft	(unknown but a real 'overlooked' cost)
Guillotining	\$3.33 per sq/m
Faster production	2 extra doors a day calculates as \$1.09 per sq/m
TOTAL SAVINGS	\$22.39 per sq/m PLUS 'overlooked' costs

BasiX Diamond Grille Infill

Payment Information:

- Non truck prices. Freight charges will be incurred for orders under \$5,000 (incl. GST)
- Sold in pack of five (5)
- Size may vary slightly based on supplier availability

Sheet Size (mm)	Code
778 x 2100	007Grille778x2100XX
778 x 2495	007Grille778x2495XX
945 x 2100	007Grille945x2100XX
945 x 2500	007Grille945x2500XX
1250 x 2160	007Grille1250x2160XX
1250 x 2500	007Grille1250x2500XX

Outward Opening

Wholesale Side or Top hung

- Lead time: 15 working days
- Prices exclude GST but include powder coating to any colour except Wood Effect.
- NOTE: Anodised colours will be the powder coat equivalent (anodising thins the sections and the costs are substantial)
- Prices quoted are for complete, ready to install opening grilles/screens
- Freight charges at cost are applicable

Inward Opening:

Wholesale Side or Top hung

- Lead time: 15 working days
- Prices exclude GST but include powder coating to any colour except Wood Effect.
- NOTE: Anodised colours will be the powder coat equivalent (anodising thins the sections and the costs are substantial)
- Prices quoted are for complete, ready to install opening grilles/screens
- Freight charges at cost are applicable

Double Sliding Windows

- Lead time: 15 working days
- Prices excluded GST but include powder coating to any colour except Wood Effect.
- NOTE: Anodised colours will be the powder coating equivalent (anodising thins the sections and the costs are enormous, getting one job done at a time)
- Prices quoted are complete, ready to install opening grilles/screens
- Freight charges at cost are applicable

Plantation Shutters

- Fixed, Hinged, Sliding, Bi-fold and special shapes
- PVC & Timber shutters
- Extensive range of powder coat colours and stains.
- Quality Supplier
- Competitive prices

Lead Time: 8-12 weeks to dispatch



Roller Shutters

- Solar powered
- Remote Operated
- Easy to install
- Great home sound and insulation qualities
- Australian supply = quick lead times

Lead Time: weeks to dispatch



Outdoor Roller Blinds

- Solar powered
- Remote Operated
- Quick and easy to install
- Enclose outdoor areas
- Various fabrics to choose from
- Quality motors

Lead Time: weeks to dispatch



Louvre Patio Roof

- Quality aluminium system
- 10 year warranty
- Remote operated
- Water proof = no leaks
- Stand-alone/attached to structure options available
- Outsourced installation available (BNE, SYD and the GC only.)

Lead Time: weeks to dispatch

